

High speed door

Albany HS9010PEM

ASSA ABLOY

ASSA ABLOY Entrance Systems

The global leader in
door opening solutions



Medium sized high speed door for inside applications with emergency exit

The main features of the Albany HS9010PEM are:

- Medium-sized, max. 5500 x 5500 mm
- Heavy-duty operations
- Inside usage
- Integrated Emergency exit
- Galvanised steel construction
- Unique direct door drive system
- Opening speed up to 2,0 m/s

The ingenious T-shaped cut, retained by zippers allows the two symmetrical “flaps” to release an emergency exit, simply by pushing at the indicated release point.

The unique direct door drive system eliminates the need for weighted bottom bars or tension systems by actively driving the door curtain. An exceptional reliability and smooth operation is ensured by a frequency inverter driven motor for a soft start and stop.

The robust steel, IP54 classified, control box is easy to operate and to program. The mechanical main switch and emergency stop make it foolproof. The clear display gives a wide range of information like an easy to read cycle counter.

Break-away - and Automatic Repair system

Albany high speed doors are equipped with a break-away - and automatic repair system. The curtain reintroduces itself after a crash to reduce downtime and maintenance.

Completely safe

Features that make our doors completely safe.

- The soft bottom edge has no rigid parts, it moulds around any obstruction to prevent injury or damage.
- When an object hits the door, the fabric curtain absorbs the impact and releases itself from its side guides without causing damage or being damaged itself.

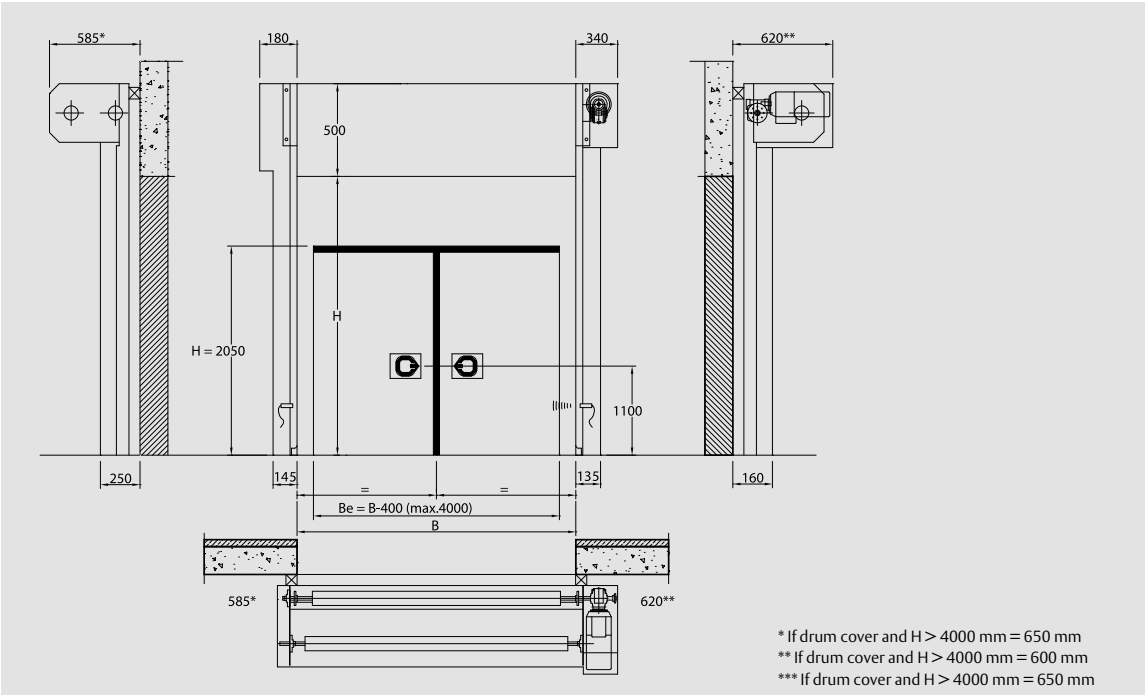
Vision panels

To increase the admission of daylight and visibility, the door curtain can be equipped with vision panels.


Technical Data

Min size (W x H)	1000 x 2200 mm
Max size (W x H) ¹	5500 x 5500 mm
Operating speed	opening: up to 2,0 m/s ² closing: 1,0 m/s
Wind load resistance, EN 12424	class 1 (300 N/m ²)
Water penetration, EN 12425	class 1 (30 N/m ²)
Air permeability, EN 12426	class 0
Thermal transmittance	6,02 W/ (m ² K)
Lifetime expectations	1.000.000 cycles
1) Other sizes available on request 2) Depending on door size	

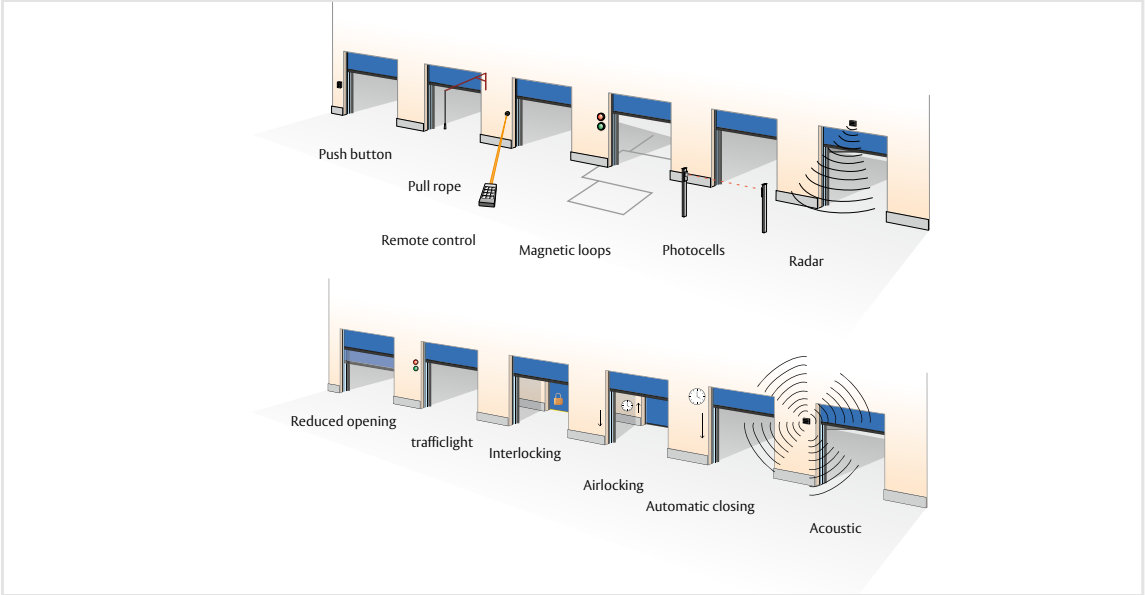
Dimensional specifications



Windows and Vision panels



Options access and automation



Standard available colours

	Signal yellow RAL 1003		Flame red RAL 3000		Moss green RAL 6005		Jet black RAL 9005		Other colours
	Pure orange RAL 2004		Ultramarine blue RAL 5002		Light grey RAL 7035		White RAL 9010		