

High speed door

Albany HS9030GEM

ASSA ABLOY

ASSA ABLOY Entrance Systems

The global leader in
door opening solutions



Compact high speed door for inside applications with emergency exit

The Albany HS9030GEM is a compact door with integrated motor with an emergency exit. The main features of the Albany HS9030GEM are:

- Medium-sized, max. 3500 x 3500 mm
- Inside usage
- Space saving design
- Integrated Emergency exit
- Galvanised steel construction
- Gravity door drive system
- Opening speed up to 2,0 m/s

The ingenious T-shaped cut, retained by zippers allows the two symmetrical “flaps” to release an emergency exit, simply by pushing at the indicated release point.

An exceptional reliability and smooth operation is ensured by a motor driven by a frequency inverter. This technology ensures a soft start and stop.

The robust steel, IP54 classified, control box is easy to operate and to program. The mechanical main switch and emergency stop make it foolproof. The clear display gives a wide range of information like an easy to read cycle counter.

Break-away - and Automatic Repair system

Albany high speed doors are equipped with a break-away - and automatic repair system. The curtain reintroduces itself after a crash to reduce downtime and maintenance.

Completely safe

Features that make our doors completely safe.

- The soft bottom edge has no rigid parts, it moulds around any obstruction to prevent injury or damage.
- When an object hits the door, the fabric curtain absorbs the impact and releases itself from its side guides without causing damage or being damaged itself.

Vision panels

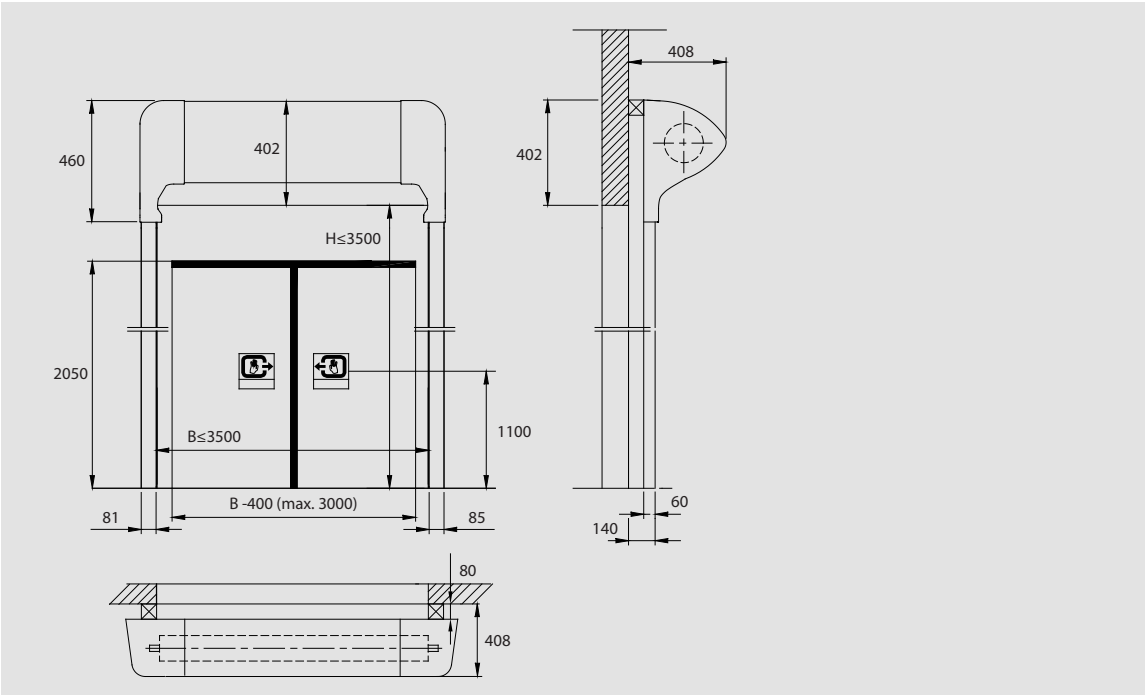
To increase the admission of daylight and visibility, the door curtain can be equipped with vision panels.

Technical Data


Min size (W x H)	1000 x 2200 mm
Max size (W x H) ¹	3500 x 3500 mm
Operating speed	opening: 2,0 m/s ² closing: 0,5 m/s
Wind load resistance, EN 12424	class 1 (300 N/m ²) maximum wind load while closing 50 N/m ²
Water penetration, EN 12425	class 1 (30 N/m ²)
Air permeability, EN 12426	class 0
Thermal transmittance	6,02 W / (m ² K)
Lifetime expectations	1.000.000 cycles

1) Other sizes available on request 2) Speed is limited due to the zippers

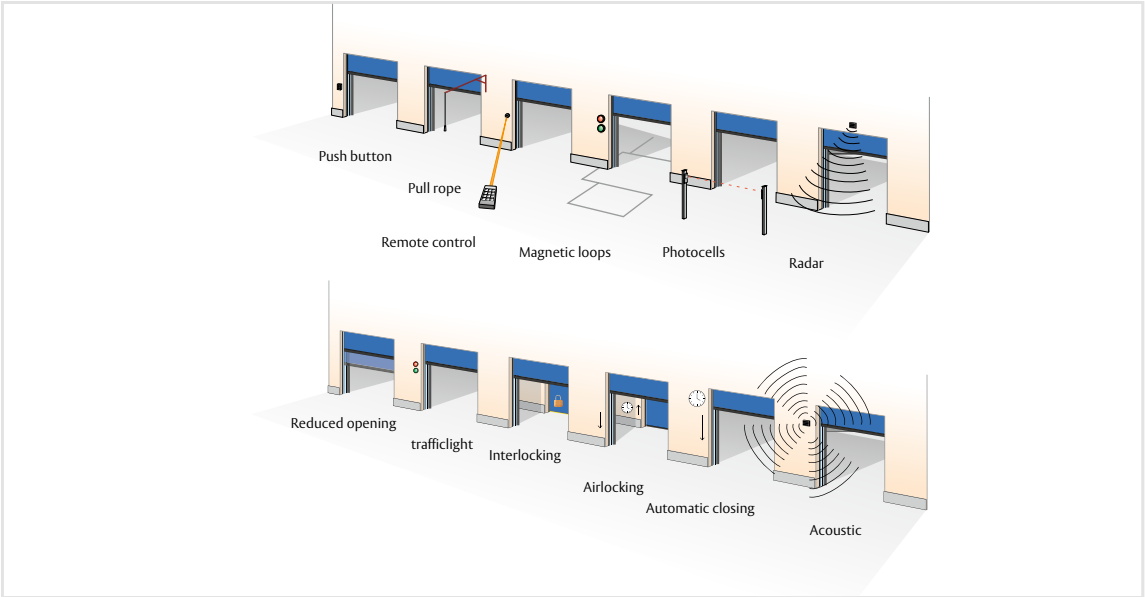
Dimensional specifications



Windows and Vision panels



Options access and automation



Standard available colours

	Signal yellow RAL 1003		Flame red RAL 3000		Moss green RAL 6005		Jet black RAL 9005		Other colours
	Pure orange RAL 2004		Ultramarine blue RAL 5002		Light grey RAL 7035		White RAL 9010		